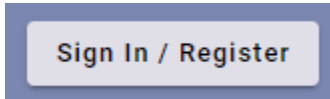



Rogers Water Utilities - Update Payment Method Information

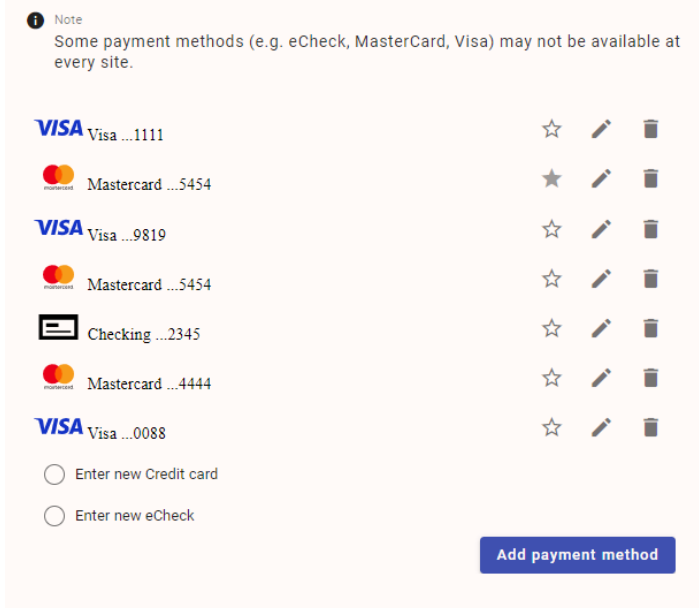
1. Visit: <https://rogerswaterutilitiesar.municipalonlinepayments.com/rogerswaterutilitiesar>
2. In the top right-hand corner of the page, please select the "Sign In / Register" button



3. Once Logged in, go back to the top right-hand corner and select the circle with your initials in it to bring up the end user profile pop-up window.



4. On the pop-up window, please select the option labeled, "Payment methods"
5. On the Payment information page, you will see a list of all your active cards. On the right-hand side, you can select to edit specific existing credit card information or delete it completely. You can also even "star" your preferred credit card payment method for future payments.



**If you are removing your only saved credit card option and your account is set up on Auto-Pay, you must add a new payment method first and update your scheduled Auto-pay payment information prior to deleting the saved credit card on file.

6. If you need to edit or update payment card information, please select the pencil on the right hand side. A pop-up window will appear that allows you to edit your credit card information.

Edit credit card

Card number
*****1111

MM
05

YYYY
2023

Cardholder name
John Smith

Address
123 Test Street #300

Billing ZIP code
12345

Cancel Save

Effective June 15, 2026, card payments must include a ZIP code matching the billing ZIP code on file with the card issuer. This is a fraud prevention measure. To avoid declined card payments, RWU customers should verify the accuracy of the ZIP code used with any card payments, including stored card information.