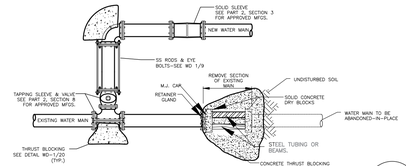

CUT AND CAP DETAIL
OPTION A – "HOT–BLOCK"

N.T.S.

WD–2 / 1A

REV. 04/2021

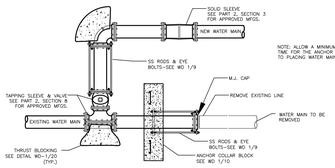

CUT AND CAP DETAIL #2
OPTION B – "ANCHOR COLLAR"

N.T.S.

WD–2 / 1B

REV. 04/2021

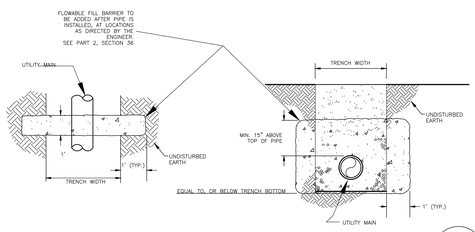

ANTI–SEEPAGE BARRIER COLUMN

N.T.S.

WD–2 / 6

REV. DEC. 2006

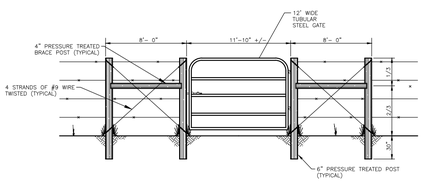

NOTES: 1. H–brace units shall be installed prior to cutting existing fence
2. Height of post to match existing posts.
3. New wire shall be the same type as existing fence.

FARM GATE INSTALLATION DETAIL

N.T.S.

WD–2 / 7

REV. DEC. 2006

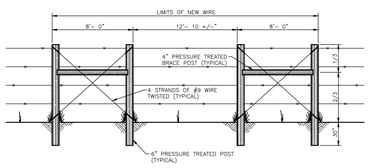

NOTES: 1. H–brace units shall be installed prior to cutting existing fence
2. Height of post to match existing posts.
3. New wire shall be the same type as existing fence.

BARBED WIRE FENCE CROSSING REPAIR DETAIL

N.T.S.

WD–2 / 8

REV. DEC. 2006

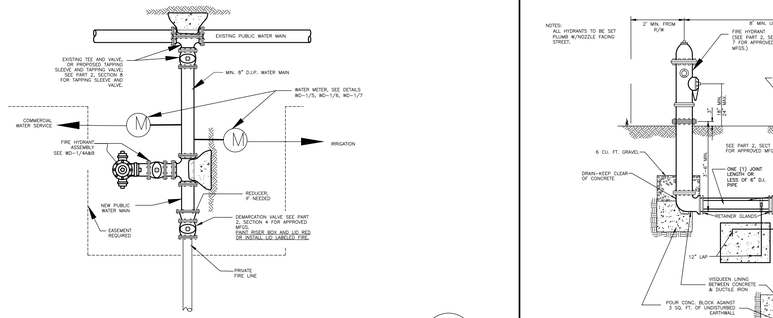

COMMERCIAL, IRRIGATION AND FIRE LINE CONNECTION DETAIL

N.T.S.

WD–2 / 2

REV. DEC. 2006

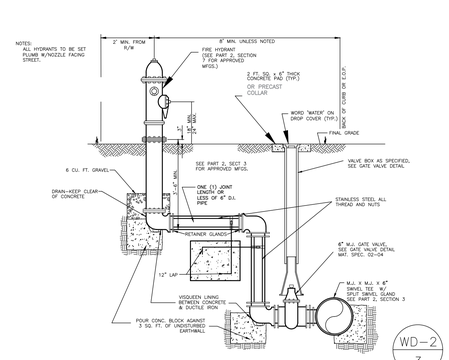

EXTENDED FIRE HYDRANT CONNECTION DETAIL

WD–2 / 3

REV. MAR. 2009

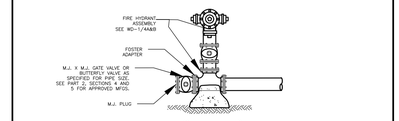

8" & 12" MAINS

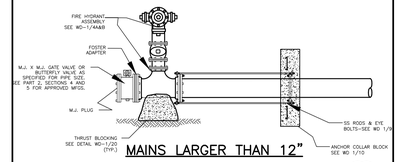

MAINS LARGER THAN 12"

END–OF–LINE/PHASE LINE FIRE HYDRANT DETAIL

N.T.S.

WD–2 / 4

REV. 12/2025

RESERVED

WD–2 / 5

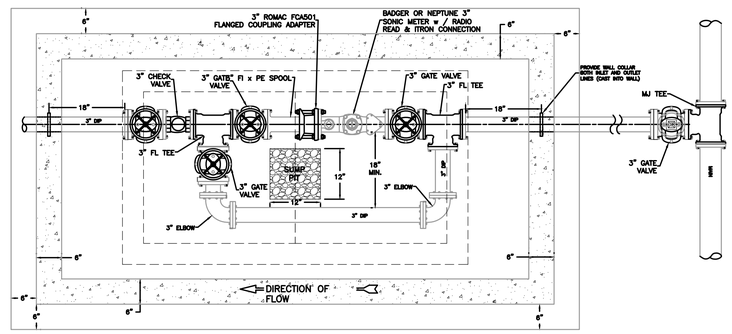

PLAN VIEW

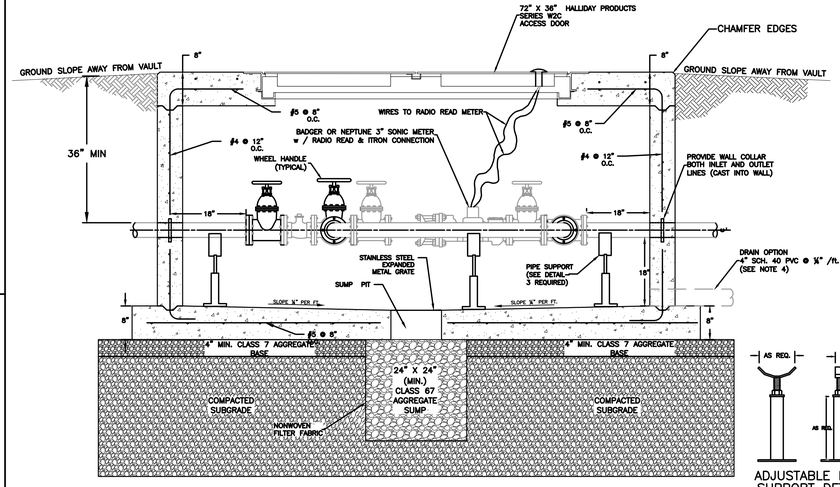

PROFILE VIEW

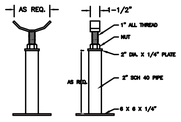

ADJUSTABLE PIPE SUPPORT DETAIL

DIMENSION AS SHOWN

NOTES:

1) METERS WILL BE INCLUDED WITH THE INSTALLATION TO INSURE PROPER FIT.

2) ALL BOLTS TO BE STAINLESS STEEL.

3) SLOPE FLOOR TO DRAIN.

4) IF POSSIBLE, PROVIDE 4" PVC DRAIN TO DAYLIGHT OR STORM SEWER. PROVIDE PVC CHECK IN DRAIN PIPE. THE AGGREGATE SUMP IS NOT REQUIRED IN THIS CASE.

5) CONCRETE SHALL HAVE A MINIMUM COMPRESSIVE STRENGTH OF 4000 PSI.

6) CONTRACTOR SHALL VERIFY ALL PART DIMENSIONS

7) ALL MATERIALS AND LABOR FOR 3" METER VAULTS (INCLUDING METER) SHALL BE PROVIDED BY THE CONTRACTOR.

3–INCH METER VAULT

N.T.S.

WD–2 / 9

REV. 12/2025

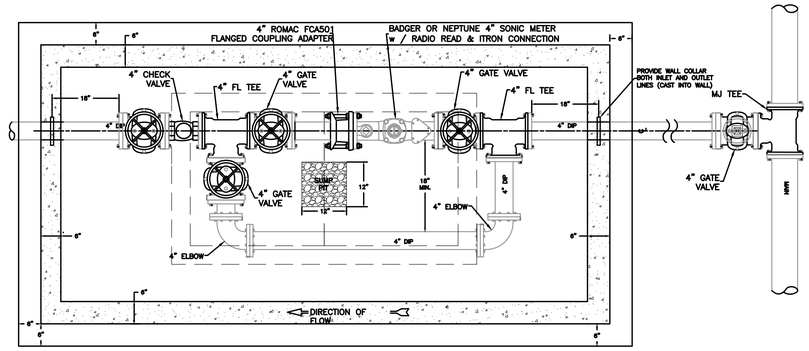

PLAN VIEW

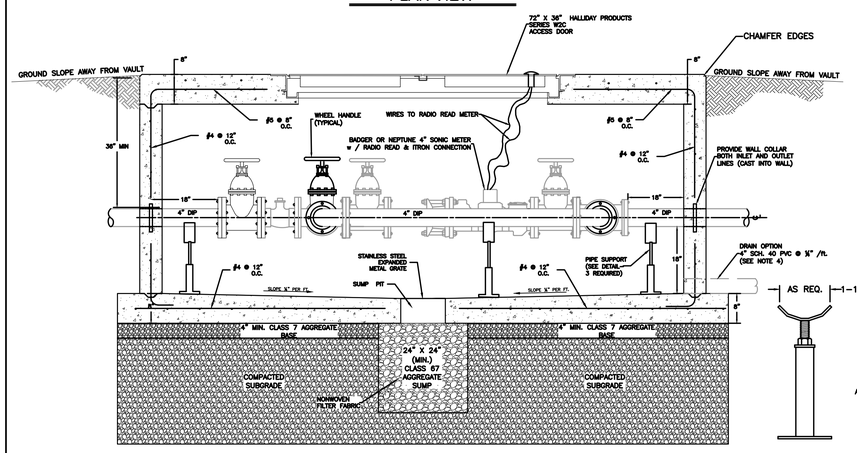

PROFILE VIEW

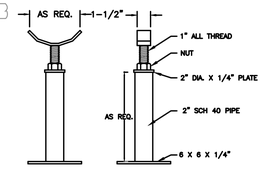

ADJUSTABLE PIPE SUPPORT DETAIL

DIMENSION: AS SHOWN

NOTES:

1) METERS WILL BE INCLUDED WITH THE INSTALLATION TO INSURE PROPER FIT.

2) ALL BOLTS TO BE STAINLESS STEEL.

3) SLOPE FLOOR TO DRAIN.

4) IF POSSIBLE, PROVIDE 4" PVC DRAIN TO DAYLIGHT OR STORM SEWER. PROVIDE PVC CHECK IN DRAIN PIPE. THE AGGREGATE SUMP IS NOT REQUIRED IN THIS CASE.

5) CONCRETE SHALL HAVE A MINIMUM COMPRESSIVE STRENGTH OF 4000 PSI.

6) CONTRACTOR SHALL VERIFY ALL PART DIMENSIONS

7) ALL MATERIAL AND LABOR FOR 4" METER VAULT (INCLUDING METER) SHALL BE PROVIDED BY THE CONTRACTOR.

4–INCH METER VAULT

N.T.S.

WD–2 / 10

REV. 12/2025

WATER DETAILS

RWU ROGERS WATER UTILITIES

P.O. DRAWER 338
601 SOUTH 2ND ROGERS, ARKANSAS
72757–0338

DRAWN BY: TLK	DATE: REV. DEC./25	SHEET NO. WD–2
CHECKED BY: BTS		

WD–2 2015.DWG